

## View/Print Label

1. **Ensure there are no other shipping or tracking labels attached to your package.** Select the Print button on the print dialogue box that appears. Note: If your browser does not support this function, select Print from the File menu to print the label.

2. **Fold the printed label at the solid line below.** Place the label in a UPS Shipping Pouch. If you do not have a pouch, affix the folded label using clear plastic shipping tape over the entire label.

3. **GETTING YOUR SHIPMENT TO UPS**  
**Customers with a scheduled Pickup**

- o Your driver will pickup your shipment(s) as usual.

#### Customers without a scheduled Pickup

- o Schedule a Pickup on [ups.com](https://www.ups.com) to have a UPS driver pickup all of your packages.
- o Take your package to any location of The UPS Store®, UPS Access Point(TM) location, UPS Drop Box, UPS Customer Center, Staples® or Authorized Shipping Outlet near you. To find the location nearest you, please visit the 'Locations' Quick link at [ups.com](https://www.ups.com).

UPS Access Point™  
THE UPS STORE  
2038 FORD PKWY  
SAINT PAUL MN

UPS Access Point™  
GRAND PERFORMANCE INC  
1938 GRAND AVE  
SAINT PAUL MN

UPS Access Point™  
HUDSON HARDWARE  
2900 E 42ND ST  
MINNEAPOLIS MN

FOLD HERE

HJ SCHMIDT 651-260-4566 HJ SCHMIDT 2074 HIGHLAND PARKWAY SAINT PAUL MN 55116	<b>15 LBS</b>	<b>1 OF 2</b>
DWT: 24,18,12		
<b>SHIP TO:</b> LEAH MAHONEY 408-287-0246 RON SWENSON SUITE 500 777 NORTH FIRST STREET <b>SAN JOSE CA 95112</b>		
	<b>CA 951 9-01</b> 	
<b>UPS GROUND</b> TRACKING #: 1Z Y80 7F4 03 9163 9476		
		
BILLING: P/P UPS CARBON NEUTRAL SHIPMENT		
Reference #1: 2020-08-05-HJ-SSW-1		
<small>XOL 20.08.05</small>	<small>NV45 31.0A 07/2020</small>	

# View/Print Label

1. **Ensure there are no other shipping or tracking labels attached to your package.** Select the Print button on the print dialogue box that appears. Note: If your browser does not support this function, select Print from the File menu to print the label.

2. **Fold the printed label at the solid line below.** Place the label in a UPS Shipping Pouch. If you do not have a pouch, affix the folded label using clear plastic shipping tape over the entire label.

### 3. GETTING YOUR SHIPMENT TO UPS

#### Customers with a scheduled Pickup

- Your driver will pickup your shipment(s) as usual.

#### Customers without a scheduled Pickup





- Schedule a Pickup on ups.com to have a UPS driver pickup all of your packages.
- Take your package to any location of The UPS Store®, UPS Access Point(TM) location, UPS Drop Box, UPS Customer Center, Staples® or Authorized Shipping Outlet near you. To find the location nearest you, please visit the 'Locations' Quick link at ups.com.

UPS Access Point™  
THE UPS STORE  
2038 FORD PKWY  
SAINT PAUL MN

UPS Access Point™  
GRAND PERFORMANCE INC  
1938 GRAND AVE  
SAINT PAUL MN

UPS Access Point™  
HUDSON HARDWARE  
2900 E 42ND ST  
MINNEAPOLIS MN

FOLD HERE

HJ SCHMIDT 651-260-4566 HJ SCHMIDT 2074 HIGHLAND PARKWAY SAINT PAUL MN 55116	<b>5 LBS</b>	<b>2 OF 2</b>	DWTT: 9,7,5
<b>SHIP TO:</b> LEAH MAHONEY 408-287-0246 RON SWENSON SUITE 500 777 NORTH FIRST STREET <b>SAN JOSE CA 95112</b>		<b>CA 951 9-01</b> 	
<b>UPS GROUND</b> TRACKING #: 1Z Y80 7F4 03 9148 9281			
<b>BILLING: P/P</b> UPS CARBON NEUTRAL SHIPMENT			
Reference #1: 2020-08-05-HJ-SSW-2			XOL 20.08.05    NV45 31.0A 07/2020